



Metropolitan  
St. Louis Sewer  
District

2350 Market Street  
St. Louis, MO 63103-2555  
(314) 768-6200

September 16, 2005

To Whom It May Concern:

Re: Sewer Connections in the Combined Sewer Area (City of St. Louis and Inner Suburb Areas)


Effective immediately, all new development and redevelopment, including any major building rehabilitation shall conform to the following MSD requirements:

1. Plans must be submitted to MSD for review. Please refer to the attached "Plan Review Information Sheet" for instructions. [TWO EXCEPTIONS: A.) Existing single family house rehab where no or only minor interior plumbing modifications such as bathroom remodeling will be done, with no exterior sewer or downspout work proposed; B.) Single unattached residence that will have strapped plumbing with no basement gravity drains, and will have separate sanitary and storm laterals\*, and no changes have occurred in the lot property lines]. For B. above, over-the-counter MSD Connection Permits are still required.
2. Due to combined sewer main overcharge and water back up potential, gravity sewer service to basements is prohibited. Plumbing shall be hung from first floor. Grinder pumps per applicable plumbing codes are to be used as necessary to serve basement plumbing fixtures. Limited variance to this rule will only be granted per MSD review of project plans. All variance requests shall be submitted as a MSD "P-job" for formal review and must include elevations and study of existing sewer system.
- \*3. Sewers for the property and laterals for buildings are to be separated into "storm only" and "sanitary only" systems to outside the property line. For a single family residential property, the separate laterals may be connected together outside of the property in the alley or street right-of-way to provide for one connection to the sewer main. If a building will have mixed use (example, commercial and residential portions), separate sanitary laterals shall be provided for each use portion. In addition, sanitary connections into MSD separate storm outfall mains are not allowed.
4. Separate storm and separate new sanitary sewer main systems will be required as part of redevelopment projects within the combined sewer areas. Reutilization of existing combined sewers as "storm-only" sewers may be possible, depending on capacity and condition.
5. Lowest basement elevation shall be indicated, and its relation to sewer main flowline and top of manhole elevations, as well as the street ground elevation at the sewer main connection. Elevations shall be per USGS Datum or City of St. Louis Datum only. Random datum (ex. FF = 100.00) not allowed.

6. Diameters and locations of existing and proposed domestic water services are to be indicated for each property.
7. MSD Connection Permits are necessary for ANY connection, reconnection, or repair to the connection to the MSD sewer main. This includes any connection or reconnection to be done under a House Lateral Program. Connection Permits will only be issued to licensed and bonded drainlayers. Please call the MSD Permit Division at 314-768-6286 if you have any questions regarding Connection Permits.

These requirements supplement the "MSD Rules and Regulations and Engineering Design Requirements for Sanitary Sewage and Stormwater Drainage Facilities", February 1997 Version. These requirements are put in place to help protect against possible basement flooding and to conform to Federal EPA and Missouri DNR requirements to control combined sewer overflows. Relevant questions should be addressed to MSD Development Review East Team Customer Service 314-768-6272.

Sincerely,



Brian Hoelscher, P.E.  
Director of Engineering

bh:jcg

Enclosure

cc: Paul Beckerle, Business Assistance Center, City of St. Louis  
Lyle Maninger, Chief Plan Examiner, City of St. Louis  
Bob Boyd, Plumbing Inspection Supervisor, City of St. Louis  
Todd Waelterman, Street Commissioner, City of St. Louis  
Walter Hose, Street Department, City of St. Louis  
St. Louis County  
Municipalities with Combination Sewers



Metropolitan  
St. Louis Sewer  
District

---

2350 Market Street  
St. Louis, MO 63103-2555  
(314) 768-6200

October 7, 2005

To Whom It May Concern:

Re: Sewer Connections in the Combined Sewer Area (City of St. Louis and Inner Suburb Areas)

Please see the attached letter and sketches. Note these two attached sketches are revised versions of the original sketch dated July, 2005. Please discard the sketch dated July, 2005 and use these instead. No major changes were made, but these are being reissued for further clarification. The "No Basement Fixtures" scheme (sheet 2 of 2) was added to show that no **sanitary** pump is required if no basement plumbing for sanitary fixtures is proposed (no basement sinks, toilets, rough-ins, washing machine, etc.)

A floor drain for "**clean water only**" that is connected to the **storm** sump pit has been shown on sheet 2 of 2. This would serve as an emergency drain for the water heater, and also as a drain for an air conditioning condensate line.

All items outlined in the attached letter are effective as of 9/16/2005. Where plumbing permits were previously issued (between 9/16/2005 and the date of this letter) in jurisdictions other than the City of St. Louis, see item #2 in the attached letter for variance considerations and procedures.

PLAN REVIEW INFORMATION SHEET

THE METROPOLITAN ST. LOUIS SEWER DISTRICT
2350 MARKET STREET, ST. LOUIS, MO 63103
(314) 768-6272 (314) 768-6302 FAX
www.stlmsd.com

Complete this information sheet in its entirety, submit with required number of plans (see page two), a submittal fee of \$110.00 or this project will not be accepted for review.

1. Engineers Name:
Address: City:
State: Zip Code Phone ( ) Cell ( )
Contact: Fax ( )
e-mail address

2. Owner's Name:
Address: City:
State: Zip Code Phone ( ) Cell ( )
Contact: Fax ( )
e-mail address

3. Type of ownership (circle one): Corporate Individual Partnership
If you want correspondence to be mailed to the Contractor/Drainlayer, please fill in the following information.

4. Contractor/
Drainlayer's Name:
Address: City:
State: Zip Code Phone ( ) Cell ( )
Contact: Fax ( )
e-mail address

5. Location information:
a. Accurate location of property relative to an intersection
(If not at an intersection, the distance from the property to the nearest intersection)
b. Wunnenberg's page number and grid number
c. St. Louis County Locator Number City of St. Louis Block Number
d. Street Address of Project
e. MSD Base Map Number

6. All projects must complete items 'a' through 'd'.
Acreage of Improvement (a) Total Acreage of Property (c)
Impervious acres (b) % of Imperviousness (d)
(Total area to be paved plus buildings) ( b / a ) x 100 = %

7. State usage of development (commercial, industrial, apartments, condominiums, subdivision, etc)

8. a. Size of water tap required for development: \_\_\_\_\_  
domestic size \_\_\_\_\_ fire / irrigation \_\_\_\_\_

b. Number of Apartment Units, Condos, or Lots \_\_\_\_\_

9. If this submittal is a **revision and/or addendum** to a previous project, please note P- \_\_\_\_\_, and describe below. **Changes should be circled in red on plans.**

\_\_\_\_\_  
\_\_\_\_\_  
\_\_\_\_\_

10. St. Louis County PAC Number \_\_\_\_\_  
(Commercial projects only)

Worksheet to determine number of required plans

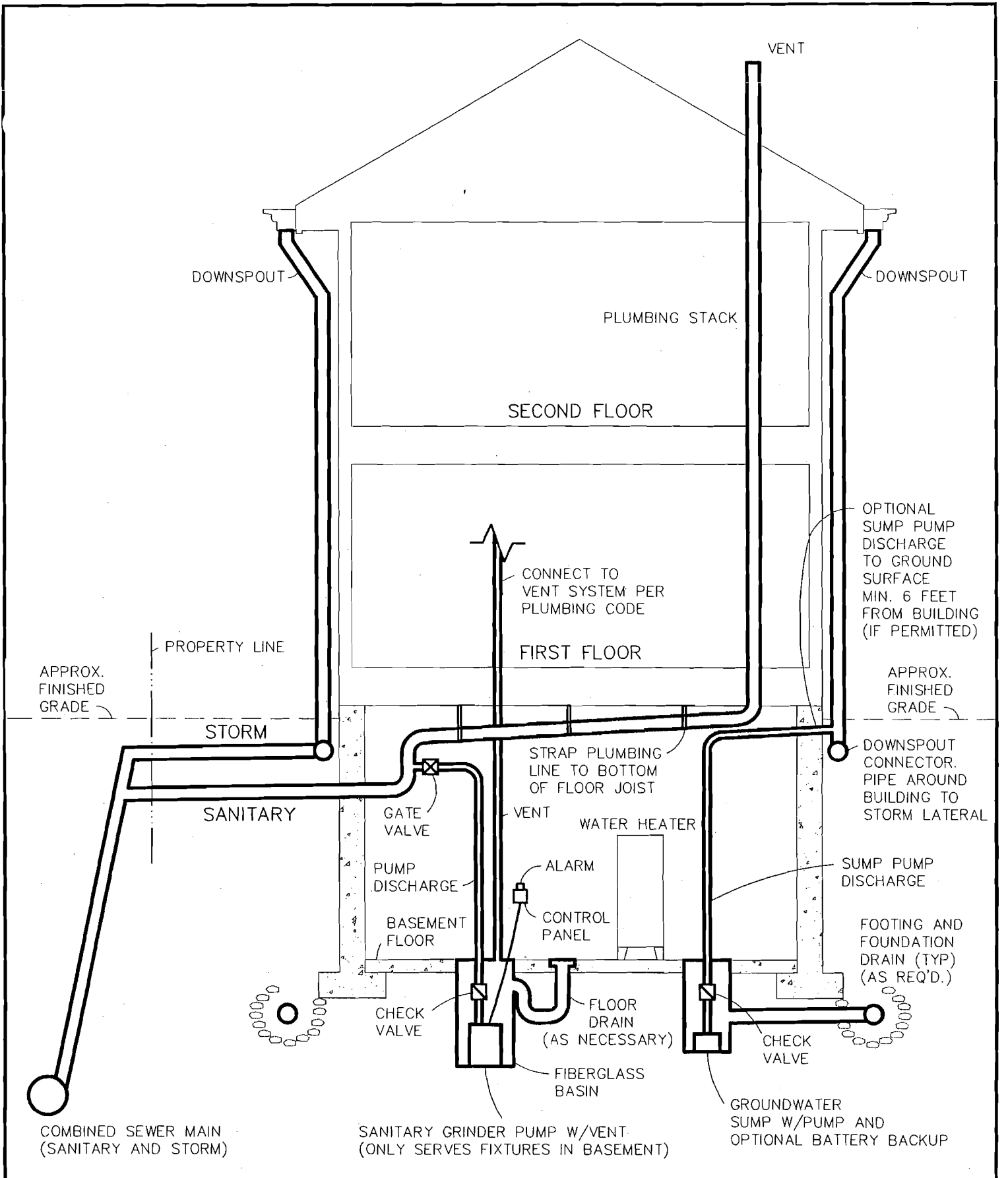
PLEASE  
CHECK

NUMBER  
REQUIRED

USE

_____	_____ 3 _____	Minimum Number Required
_____	_____ 3 _____	Project has Pump Station or Low Level Pressure System
	_____	Total Required for this Project *

\* Failure to submit the correct number of plans may result in the reject of project for review.



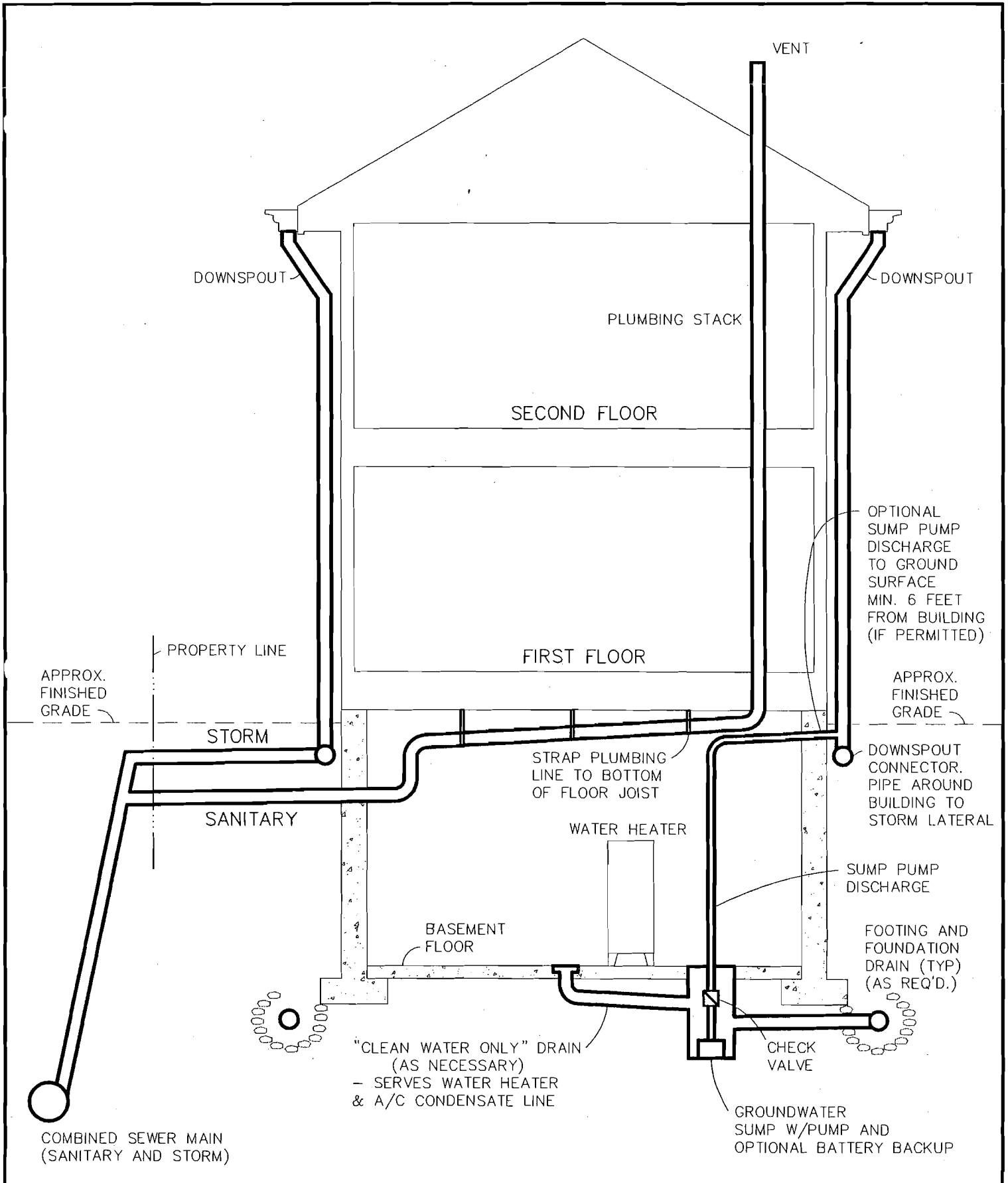
**FIGURE 3-1  
TYPICAL STRAPPED  
PLUMBING INSTALLATION  
(WITH BASEMENT FIXTURES)**

METROPOLITAN ST. LOUIS SEWER DISTRICT  
2350 MARKET ST.

DR. M.C.K.  
CK. J.C.G.

DATE:  
OCTOBER, 2005

SHT NO.  
1 OF 2



**FIGURE 3-2  
TYPICAL STRAPPED  
PLUMBING INSTALLATION  
(NO BASEMENT FIXTURES)**

METROPOLITAN ST. LOUIS SEWER DISTRICT  
2350 MARKET ST.

DR.	M.C.K.	DATE:	SHT NO.
CK.	J.C.G.	OCTOBER, 2005	2 OF 2